

FEEDBACK ANALYSIS



SRI C. ACHUTHA MENON GOVERNMENT COLLEGE THRISSUR

Kuttanellur – 680014

Web : govtcollegethrissur.ac.in

Email : govtcollegetcr@yahoo.co.in

2019-20

Feedback Analysis and Action Taken Report

Internal Quality Assurance Cell (IQAC) is regularly evaluating the performance of each teacher. It is found that all the teachers in the college are highly enthusiastic and sincere in teaching and learning process along with research and other co-curricular activities. They also extend their hands to other institutions as resource persons in their area.

Data were collected from students through google forms on the performance of teachers. The collected data were analysed and observed a positive feedback with a satisfaction with respect to content and design of the curriculum. The relevant suggestions from students and parents were listed out by IQAC. The analysis of the feedback was discussed with Principal. Though we follow syllabus designed by the university and hence no role in designing of the curriculum, we have informed this matter with members of the board of studies about the feedback from students. The suggestions were also communicated to teachers who are members Board of Studies and committees.

Alumni is also regularly gathers here and expressing their feedback and suggestions. Data collected from various Alumni of the college, suggested to start advanced UG and PG courses for the time being and to make sufficient infrastructure in the college. IQAC considered the matter in positive aspect. During the last few years a number of new courses were started and sanction has been received to start B.Sc. Mathematics with Data Science Course this year. Presently they are happy to see various developments in the College for the past few years.

Most of the parents of the students studying in the college are ordinary people and they are highly satisfied with the teaching process and infrastructure of the college. Parents Teachers Association is well functioning in the college and meetings are conducted in regular intervals. After every internal examination, department wise meeting is conducted to share the academic and nonacademic details and to improve the performance both the teacher and students.

CONSOLIDATED REPORT OF STUDENT'S FEED BACK (Science and Commerce Subjects)

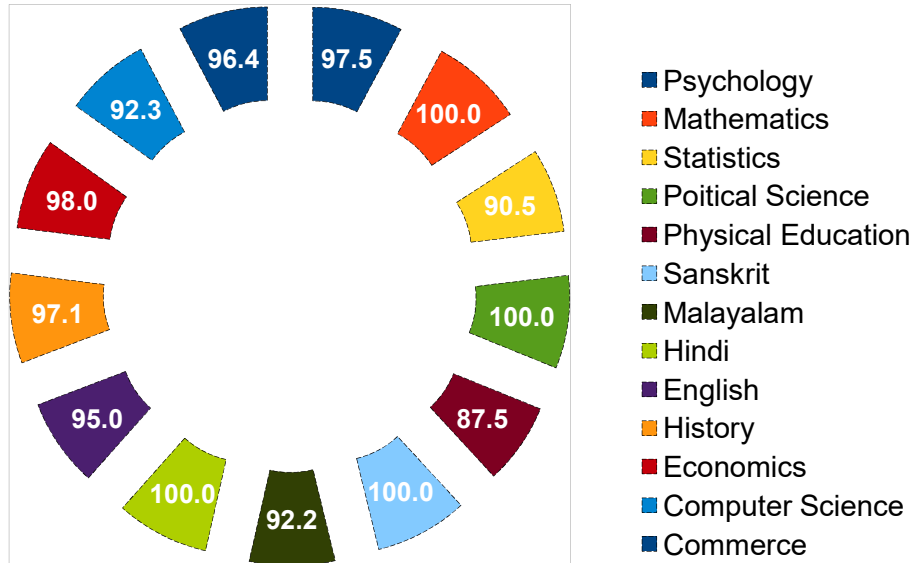
		Psychology	Mathematics	Statistics	Physical Education	Computer Science	Commerce
Knowledgebase of the teachers in the Department	Excellent	86.3	81.3	69.1	62.5	78.5	84.3
	Very Good	12.4	18.8	23.5	29.2	18.5	13.7
	Good	1.2		6.2	8.3	3.1	1.2
	Moderate			1.2			0.8
Communication skills	Excellent	75.8	87.5	46.1	66.7	55.4	74.1
	Very Good	20.5	12.5	32.9	25.0	30.8	21.1
	Good	3.1		19.8	8.3	10.8	4.0
	Moderate	0.6		1.2		3.1	0.8
Sincerity / commitment of the teacher	Excellent	79.5	93.8	62.1	41.7	69.2	82.3
	Very Good	17.4	6.3	23.9	50.0	23.1	13.9
	Good	2.5	0.0	12.8	8.3	6.2	2.8
	Moderate	0.6		1.2		1.5	1.0
Interest generated by the teacher.	Excellent	67.7	75.0	53.1	37.5	61.5	72.1
	Very Good	28.6	25.0	31.7	45.8	27.7	23.3
	Good	3.1		14	16.7	6.2	3.4
	Moderate	0.6		1.2		4.6	1.2
Ability to integrate course material with environment / other issues	Excellent	68.9	50.0	46.5	41.7	55.4	69.1
	Very Good	26.1	37.5	36.6	29.2	35.4	26.5
	Good	5.0	12.5	15.6	29.2	6.2	3.2
	Moderate			1.2		3.1	1.2
Ability to integrate content with other courses	Excellent	60.9	62.5	46.1	50.0	60.0	61.6
	Very Good	34.8	25.0	36.6	41.7	32.3	32.7
	Good	4.3	12.5	15.6	8.3	4.6	5.2
	Moderate			1.6		3.1	0.6
Accessibility of the teachers in and out of the class	Excellent	70.8	68.8	50.6	66.7	63.1	75.1
	Very Good	21.1	18.8	32.9	25.0	32.3	20.3
	Good	8.1	12.5	14	8.3	3.1	3.6
	Moderate			2.5		1.5	1.0
Evaluation students' understanding of the course	Excellent	57.8	75.0	47.7	33.3	70.8	68.9
	Very Good	32.3	25.0	32.5	50.0	20.0	24.9
	Good	9.9		18.5	16.7	9.2	5.2
	Moderate			1.2			1.0
Provision of sufficient time	Excellent	67.7	68.8	46.5	41.7	53.8	67.9
	Very Good	26.7	25.0	30.9	45.8	38.5	26.3
	Good	5.6	6.3	17.7	12.5	7.7	5.2
	Moderate			4.9			0.6

CONSOLIDATED REPORT OF STUDENT'S FEED BACK (Arts Subjects)

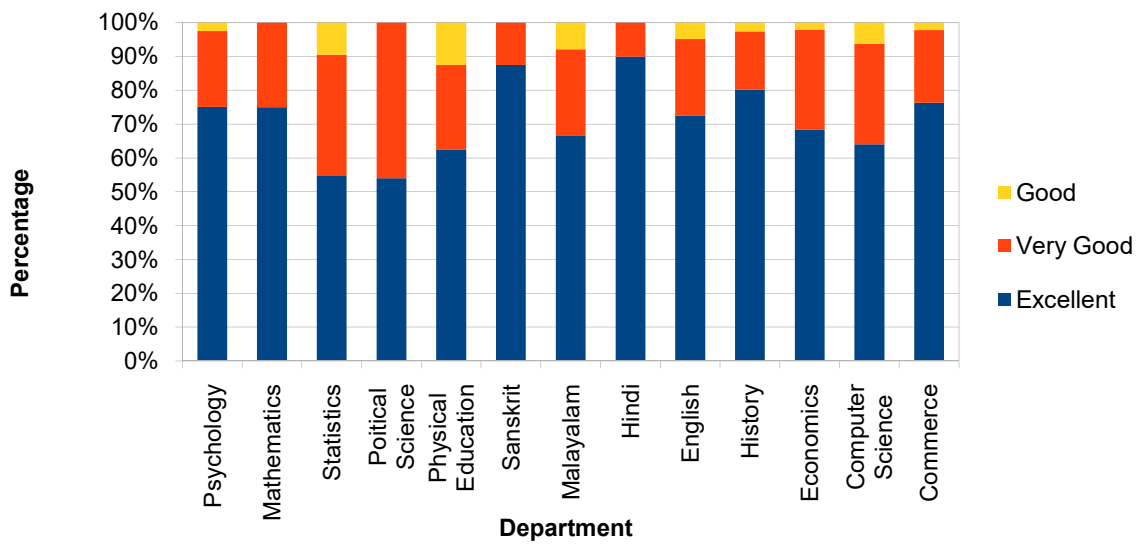
		Sanskrit	Malayalam	Hindi	English	History	Economics	Political Science
Knowledgebase of the teachers in the Department	Excellent	100.0	84.3	100.0	81.5	89.4	78.6	91.9
	Very Good		11.8		15.5	8.6	21.4	8.1
	Good		2.0		2.8	1.7		
	Moderate		2.0		0.2			
Communication skills	Excellent	75.0	62.7	93.3	73.9	83.1	68.4	75.7
	Very Good	25.0	27.5	3.3	20.0	12.3	28.6	21.6
	Good		7.8	3.3	5.6	4.0	3.1	2.7
	Moderate		2.0		0.5	0.3		
Sincerity / commitment of the teacher	Excellent	87.5	62.7	86.7	69.1	78.0	76.5	54.1
	Very Good	0.0	27.5	13.3	22.9	16.9	19.4	40.5
	Good	12.5	7.8	0.0	6.3	4.3	3.1	5.4
	Moderate		2.0	0.0	1.7	0.6	1.0	
Interest generated by the teacher.	Excellent	100.0	66.7	86.7	67.0	78.3	63.3	73.0
	Very Good		23.5	10.0	25.4	16.3	30.6	16.2
	Good		5.9	3.3	6.4	3.7	5.1	10.8
	Moderate		3.9		1.2	1.4	1.0	
Ability to integrate course material with environment / other issues	Excellent	87.5	68.6	76.7	64.7	74.9	65.3	78.4
	Very Good	12.5	21.6	16.7	26.6	17.4	31.6	16.2
	Good		5.9	6.7	8.3	6.0	3.1	5.4
	Moderate		3.9		0.5	1.4		
Ability to integrate content with other courses	Excellent	75.0	54.9	66.7	59.7	73.1	45.9	75.7
	Very Good	25.0	33.3	33.3	32.0	20.6	46.9	16.2
	Good		5.9		7.6	5.1	7.1	8.1
	Moderate		5.9		0.7	0.9		
Accessibility of the teachers in and out of the class	Excellent	87.5	66.7	90.0	66.2	78.9	65.3	75.7
	Very Good	12.5	21.6	10.0	25.7	16.0	29.6	18.9
	Good		5.9		6.8	4.6	4.1	2.7
	Moderate		5.9		1.3	0.3	1.0	2.7
Evaluation students' understanding of the course	Excellent	87.5	62.7	86.7	63.0	71.1	61.2	40.5
	Very Good	12.5	25.5	13.3	27.9	24.3	29.6	45.9
	Good		7.8		8.3	4.0	9.2	13.5
	Moderate		3.9		0.8	0.3		
Provision of sufficient time	Excellent	100.0	74.5	83.3	63.9	73.4	59.2	73.0
	Very Good		13.7	16.7	27.2	22.3	36.7	24.3
	Good		7.8		8.6	3.7	4.1	2.7
	Moderate		3.9		0.3	0.3		

From the student's feedback, it was observed that the performance indicator of each department is above 85 percent and is very encouraging to all. The overall performance of the teachers and the academics are given in the below charts.

Student's Feed back on Teachers on Academic Excellence



Department-wise Report of Student Feed Back

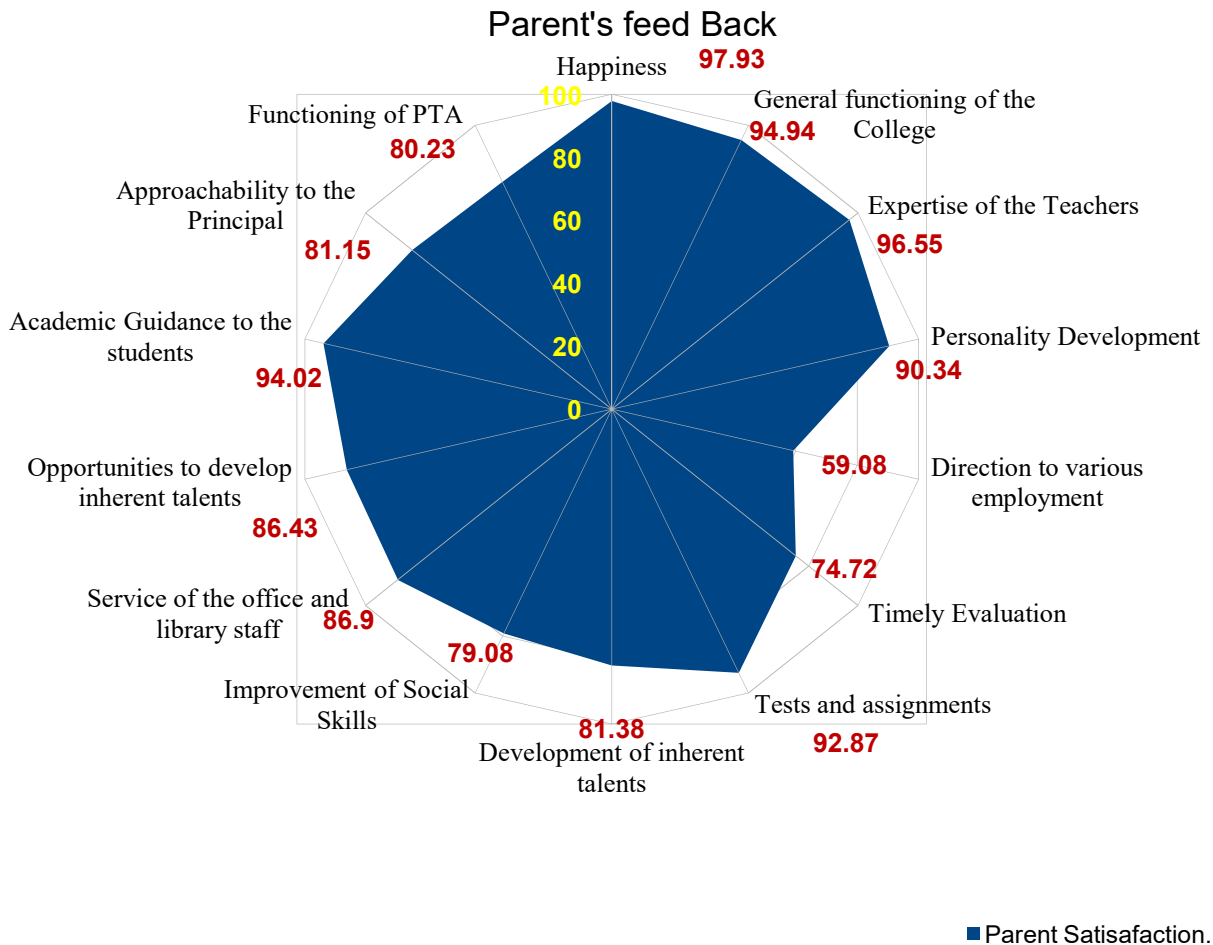


REPORT OF THE PARENT'S FEED BACK

Parameters	Strong Agree	Agree	No Opinion	Disagree	Strongly Disagree	Parent Satisfaction Index (PSI)
Happiness about son/daughter studying in the College	65.75	32.18	1.38	0.46	0.23	134.2
Functioning of PTA	22.3	57.93	17.24	2.07	0.46	115.9
Approachability to the Principal	23.45	57.7	15.86	2.53	0.46	116.3
Academic Guidance to the students	50.11	43.91	3.68	2.3	0	128.1
Opportunities to develop his/her inherent talents	31.72	54.71	10.34	2.07	1.15	120.0
Service of the office and library staff	38.85	48.05	10.8	1.84	0.46	122.7
Improvement of Social Skills	25.06	54.02	18.85	1.61	0.46	116.5
Development of inherent talents	23.22	58.16	16.09	1.84	0.69	116.4
Tests and assignments	42.76	50.11	5.06	1.38	0.69	125.5
Timely Evaluation	27.36	47.36	18.85	5.29	1.15	114.4
Direction to various employment	28.05	31.03	28.28	9.2	3.45	107.6
Personality Development	40.23	50.11	7.36	1.84	0.46	124.1
Expertise of the Teachers	64.14	32.41	2.07	1.15	0.23	133.1
General functioning of the College	39.77	55.17	3.45	0.92	0.69	125.4

Since most of the parents are socially and economically back ward and are unaware of the growing scenario, they are wholly dependent on the teachers. They always believe that after graduation they will surely get a job. In this situation, more priority is given to identify the talents in each student and then give direction accordingly.

Most of the parents are highly satisfied with the overall performance of the teachers and other staffs in moulding their wards. The chart given below indicates the present overall feed back from the parents.



REPORT OF ALUMNI FEED BACK

Parameters	Strongly Agree (5)	Agree (4)	No Opinion (3)	Disagree (2)	Strongly Disagree (1)	Alumni Satisfaction percentage
1. I am proud of having studied in this college	138	46	3	0	0	88.3
2. There existed cordial relationship between staff and students	107	69	10	1	0	84.3
3. This institution helped me to fulfil my ambition to become a professional	87	83	12	4	1	81.2
4. The course helped me to improve my professional competency	78	96	8	4	1	80.7
5. The internal assessments were balanced and objective	54	109	22	2	0	77.6
6. The library facilities are adequate	89	86	9	1	2	82.0
7. The teachers made a comprehensive evaluation of the subject knowledge	87	89	9	2	0	82.2
8. The teachers devoted extra time to render personal guidance	81	76	24	4	2	79.1
9. Teachers adopted innovative methods for teaching.	61	83	33	8	2	75.4
10. Various workshops /seminars/programs helped in developing personal/professional qualities	94	70	19	3	1	81.4
11. The infrastructure facilities were adequate	60	93	23	9	2	76.1
12. The educational tours proved to be informative	63	68	37	9	10	72.6
13. There were ample opportunities for extra curricular activities	83	81	19	3	1	80.3
14. There were adequate facilities for physical training and games.	58	81	37	8	3	74.4
15. The college organized various extension programmes.	78	80	23	5	1	79.0
16. Various club activities helped me to improve intellectual and social skills	74	80	26	6	1	78.1
17. The top scorers in University examinations are felicitated	59	95	28	3	2	76.7
18. Discipline was properly maintained in the campus.	42	96	35	12	2	72.5
19. I often cherish glorious moments of my life in this college	126	53	4	2	2	86.0

Alumni of the college are a factor in the development of the college. Lots of eminent scholars and businessmen have done their graduation in this college. Prof. I Shanmukhadas, Retd. HOD of Department of English was a famous film critic, writer and a national film awards winner. V K Gopi Master, former professor and HOD of Department of Statistics who is the proprietor of Daya Text books , Cine Artist Nandakishor, Shahin M.S., Independent film maker who got national awards, K.P Rajendran, former minister of Government of Kerala, etc. have their graduation in the Government College, Thrissur.

Alumni satisfaction index was worked out from available alumnus. From the data it could be observed that all the parameters are above 70 % indicating a good result as far as the college is concerned.

